

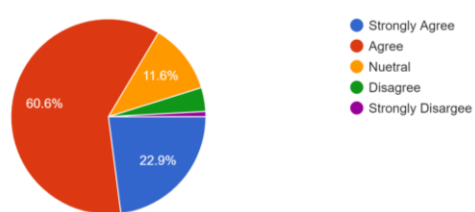
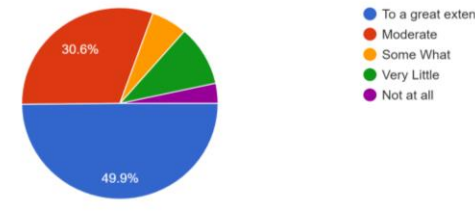
# SHAMBHU DAYAL P.G. COLLEGE GHAZIABAD

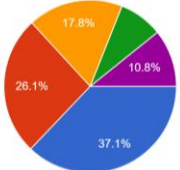
## STUDENTS SATISFACTION SURVEY: RESULT AND ANALYSIS OF DATA

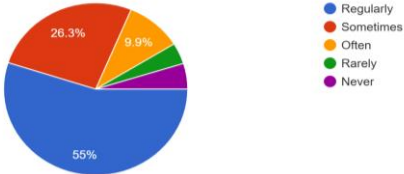
### Session 2021-22

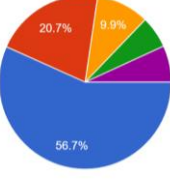
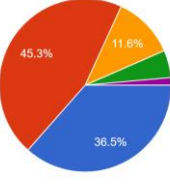
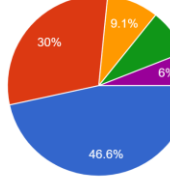
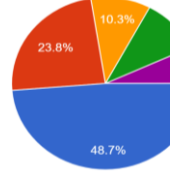
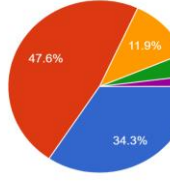
In criterion 2.7.1 TEACHING-LEARNING AND EVALUATION NAAC (National Assessment and accreditation council) is conducting an online Student Satisfaction Survey regarding Teaching – Learning and Evaluation, which will help to upgrade the quality in higher education. The purpose of feedback in the assessment and learning process is to improve a student's performance - not put a damper on it. It is essential that the process of providing feedback is a positive, or at least a neutral, learning experience for the student.

Feedback assists all students in understanding the subject matter and provides clear guidance on how to improve their learning procedure. Feedback can help students gain confidence, self-awareness, and enthusiasm for what they are learning. Giving students relevant feedback can help them improve their academic or fieldwork performance. Therefore, the college did a student satisfaction survey to maintain and improve the academic outcomes. The results for the same is given below:

Questions	Results
1. The efforts of the institution for engaging the students in the monitoring, reviewing, and doing continuous quality improvements of the teaching-learning process through feedback or similar systems.	 <ul style="list-style-type: none"> <li><span style="color: blue;">●</span> Strongly Agree</li> <li><span style="color: red;">●</span> Agree</li> <li><span style="color: orange;">●</span> Neutral</li> <li><span style="color: green;">●</span> Disagree</li> <li><span style="color: purple;">●</span> Strongly Disagree</li> </ul>
2. The institute provides value-added courses imparting skill developments.	 <ul style="list-style-type: none"> <li><span style="color: blue;">●</span> To a great extent</li> <li><span style="color: red;">●</span> Moderate</li> <li><span style="color: orange;">●</span> Some What</li> <li><span style="color: green;">●</span> Very Little</li> <li><span style="color: purple;">●</span> Not at all</li> </ul>

<p>3. How much of the syllabus was covered in the class?</p>	 <ul style="list-style-type: none"> <li>● 85 to 100%</li> <li>● 70 to 84%</li> <li>● 55 to 69%</li> <li>● 30 to 54%</li> <li>● Below 30%</li> </ul>
<p>4. How competently did the teachers prepare for the classes?</p>	 <ul style="list-style-type: none"> <li>● Thoroughly</li> <li>● Satisfactorily</li> <li>● Poorly</li> <li>● Indifferently</li> <li>● Won't teach at all</li> </ul>
<p>5. The teachers illustrate the concepts through examples and applications.</p>	 <ul style="list-style-type: none"> <li>● Every Time</li> <li>● Usually</li> <li>● Occasionally/Sometimes</li> <li>● Rarely</li> <li>● Never</li> <li>● 85 to 100%</li> </ul>
<p>6. How well were the teachers able to communicate with ICT tools such as; PPT, LCD Projector, Multimedia etc.?</p>	 <ul style="list-style-type: none"> <li>● Always Effective</li> <li>● Sometimes Effective</li> <li>● Just Satisfactory</li> <li>● Generally Ineffective</li> <li>● Very Poor</li> </ul>
<p>7. The institute takes actively interest in promoting internship, student exchange, field visit, study tours, training programs etc. and provide other opportunities for students welfare</p>	 <ul style="list-style-type: none"> <li>● Regularly</li> <li>● Often</li> <li>● Sometime</li> <li>● Rarely</li> <li>● Never</li> </ul>
<p>8. The teaching and mentoring process in your institution facilitates you in cognitive, social and emotional growth.</p>	 <ul style="list-style-type: none"> <li>● Significantly</li> <li>● Very Well</li> <li>● Moderately</li> <li>● Marginally</li> <li>● Not at all</li> </ul>

<p>9. The institution provides multiple opportunities such as; Debate Competition, Seminar, Guest lectures, Sports activities, NSS, NCC etc. to learn and grow.</p>	 <p>Legend: Regularly (Blue), Sometimes (Red), Often (Yellow), Rarely (Green), Never (Purple)</p> <table border="1"> <thead> <tr> <th>Frequency</th> <th>Percentage</th> </tr> </thead> <tbody> <tr> <td>Regularly</td> <td>55%</td> </tr> <tr> <td>Sometimes</td> <td>26.3%</td> </tr> <tr> <td>Often</td> <td>9.9%</td> </tr> <tr> <td>Rarely</td> <td></td> </tr> <tr> <td>Never</td> <td></td> </tr> </tbody> </table>	Frequency	Percentage	Regularly	55%	Sometimes	26.3%	Often	9.9%	Rarely		Never	
Frequency	Percentage												
Regularly	55%												
Sometimes	26.3%												
Often	9.9%												
Rarely													
Never													
<p>10. The Physical Infrastructure of the institute has well-furnished support facilities as laboratory, library, sports complex, computers, classrooms etc.</p>	 <p>Legend: Strongly Agree (Blue), Agree (Red), Neutral (Yellow), Disagree (Green), Strongly agree (Purple)</p> <table border="1"> <thead> <tr> <th>Agreement Level</th> <th>Percentage</th> </tr> </thead> <tbody> <tr> <td>Strongly Agree</td> <td>30.9%</td> </tr> <tr> <td>Agree</td> <td>48.4%</td> </tr> <tr> <td>Neutral</td> <td>12.5%</td> </tr> <tr> <td>Disagree</td> <td></td> </tr> <tr> <td>Strongly agree</td> <td></td> </tr> </tbody> </table>	Agreement Level	Percentage	Strongly Agree	30.9%	Agree	48.4%	Neutral	12.5%	Disagree		Strongly agree	
Agreement Level	Percentage												
Strongly Agree	30.9%												
Agree	48.4%												
Neutral	12.5%												
Disagree													
Strongly agree													
<p>11. The institute has executed capability enhancement and developmental schemes such as soft skill development, Remedial coaching, Language lab, Bridge courses, Yoga, Meditation, Personal Counseling and Mentoring etc.</p>	 <p>Legend: To a great extent (Blue), Moderate (Red), Some what (Yellow), Very little (Green), Not at all (Purple)</p> <table border="1"> <thead> <tr> <th>Extent</th> <th>Percentage</th> </tr> </thead> <tbody> <tr> <td>To a great extent</td> <td>42.2%</td> </tr> <tr> <td>Moderate</td> <td>31.2%</td> </tr> <tr> <td>Some what</td> <td></td> </tr> <tr> <td>Very little</td> <td>13.3%</td> </tr> <tr> <td>Not at all</td> <td></td> </tr> </tbody> </table>	Extent	Percentage	To a great extent	42.2%	Moderate	31.2%	Some what		Very little	13.3%	Not at all	
Extent	Percentage												
To a great extent	42.2%												
Moderate	31.2%												
Some what													
Very little	13.3%												
Not at all													
<p>12. Guidance for competitive examinations and career counseling offered by the institution for the beneficial of students</p>	 <p>Legend: Regularly (Blue), Sometimes (Red), Often (Yellow), Rarely (Green), Never (Purple)</p> <table border="1"> <thead> <tr> <th>Frequency</th> <th>Percentage</th> </tr> </thead> <tbody> <tr> <td>Regularly</td> <td>45.3%</td> </tr> <tr> <td>Sometimes</td> <td>31.7%</td> </tr> <tr> <td>Often</td> <td></td> </tr> <tr> <td>Rarely</td> <td></td> </tr> <tr> <td>Never</td> <td></td> </tr> </tbody> </table>	Frequency	Percentage	Regularly	45.3%	Sometimes	31.7%	Often		Rarely		Never	
Frequency	Percentage												
Regularly	45.3%												
Sometimes	31.7%												
Often													
Rarely													
Never													
<p>13. Fairness of the Internal Assessment procedure by the teachers.</p>	 <p>Legend: Always Fair (Blue), Usually Fair (Red), Sometimes Unfair (Yellow), Usually Unfair (Green), Unfair (Purple)</p> <table border="1"> <thead> <tr> <th>Fairness Level</th> <th>Percentage</th> </tr> </thead> <tbody> <tr> <td>Always Fair</td> <td>55.2%</td> </tr> <tr> <td>Usually Fair</td> <td>26.3%</td> </tr> <tr> <td>Sometimes Unfair</td> <td>12.2%</td> </tr> <tr> <td>Usually Unfair</td> <td></td> </tr> <tr> <td>Unfair</td> <td></td> </tr> </tbody> </table>	Fairness Level	Percentage	Always Fair	55.2%	Usually Fair	26.3%	Sometimes Unfair	12.2%	Usually Unfair		Unfair	
Fairness Level	Percentage												
Always Fair	55.2%												
Usually Fair	26.3%												
Sometimes Unfair	12.2%												
Usually Unfair													
Unfair													
<p>14. Your performance in the assignments discussed by the concerned teachers with you in the classroom?</p>	 <p>Legend: Every time (Blue), Usually (Red), Occasionally (Yellow), Rarely (Green), Never (Purple)</p> <table border="1"> <thead> <tr> <th>Frequency</th> <th>Percentage</th> </tr> </thead> <tbody> <tr> <td>Every time</td> <td>54.1%</td> </tr> <tr> <td>Usually</td> <td>26.3%</td> </tr> <tr> <td>Occasionally</td> <td>11.6%</td> </tr> <tr> <td>Rarely</td> <td></td> </tr> <tr> <td>Never</td> <td></td> </tr> </tbody> </table>	Frequency	Percentage	Every time	54.1%	Usually	26.3%	Occasionally	11.6%	Rarely		Never	
Frequency	Percentage												
Every time	54.1%												
Usually	26.3%												
Occasionally	11.6%												
Rarely													
Never													

<p>15. Your mentor does a necessary follow-up with an assigned task to you.</p>	 <ul style="list-style-type: none"> <li>● Every time</li> <li>● Usually</li> <li>● Occasionally</li> <li>● Rarely</li> <li>● I don't have a mentor</li> </ul>
<p>16. After identifying your strengths and weaknesses your teacher encourages you by providing the right level of challenges.</p>	 <ul style="list-style-type: none"> <li>● Fully</li> <li>● Reasonable</li> <li>● Partially</li> <li>● Slightly</li> <li>● Unable to</li> </ul>
<p>17. Teachers encourage you to participate in extracurricular activities organized by your institution as well as other institutions.</p>	 <ul style="list-style-type: none"> <li>● Strongly Agree</li> <li>● Agree</li> <li>● Neutral</li> <li>● Disagree</li> <li>● Strongly Disagree</li> </ul>
<p>18. The institute has a Student Council in which representation of students on academic &amp; administrative bodies/committees take place.</p>	 <ul style="list-style-type: none"> <li>● Always</li> <li>● Sometimes</li> <li>● Often</li> <li>● Rarely</li> <li>● Never</li> </ul>
<p>19. Welfare schemes for students like student welfare fund, scholarships, fellowships, etc. are available.</p>	 <ul style="list-style-type: none"> <li>● To a great extent</li> <li>● Moderate</li> <li>● Some what</li> <li>● Very little</li> <li>● Not at all</li> </ul>
<p>20. The overall quality of the teaching-learning process in your institute is remarkable.</p>	 <ul style="list-style-type: none"> <li>● Strongly Agree</li> <li>● Agree</li> <li>● Neutral</li> <li>● Disagree</li> <li>● Strongly Disagree</li> </ul>

**Summary of the result/ outcomes: Overall students are satisfied with facilities of college even some areas required essential consideration and action, which are given in details:**

- On average 65% of students gave positive responses to all the questions.
- Most of the students agreed with the college working policies.
- 70% of students were satisfied with the teaching-learning procedure.
- Internal assessment is fairly accepted by most of the students.
- Students were satisfied with college students' welfare schemes.
- Students always take an interest in extra co-curricular activities.
- An enriched library is easily accessible by all the students and faculties.
- Internet facilities are available in every department of the college.
- 75% of students supported the remarkable overall qualities of the teaching-learning process of the college.
- Toilet/Washroom are hygienic and maintained properly.
- The building/classroom are also accessible by physically challenged students also.
- E-library and National Digital Library are also available on the demand of students and faculties also.
- **Basic Computer Skill Course** is run by the college at free of cost for all the students.

**Steps taken by the college based on given suggestions:**

- The college improves physical infrastructure by making new classes, ET labs, auditoriums etc.
- New Girls common room and girls' toilets are being constructed.
- Mentors are directly corrected with students and do mentoring on the surface of academic, emotional, social, and personal level.
- ICT tools are improved qualities to teach many students at a time.
- Academic calendar and Co-curricular calendar followed by the teachers.
- More Guest lectures, social awareness workshops, community activities, health camps are being organized by the college from time to time.

Prof. Akhilesh Mishra  
Principal  
S.D.P.G. College Ghaziabad