

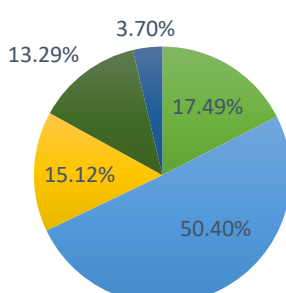
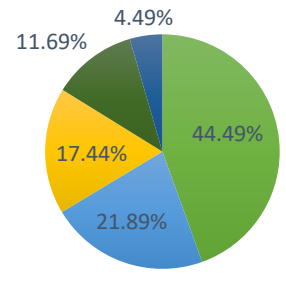
SHAMBHU DAYAL P.G. COLLEGE GHAZIABAD

STUDENTS SATISFACTION SURVEY: RESULT AND ANALYSIS OF DATA

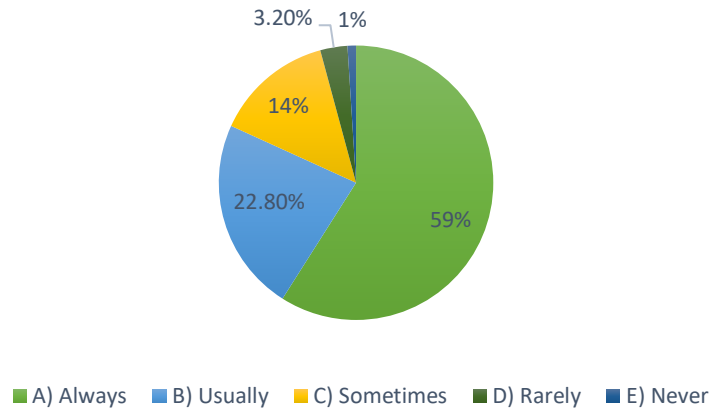
Session 2018-19

In criterion 2.7.1 TEACHING-LEARNING AND EVALUATION NAAC (National Assessment and accreditation council) is conducting an online Student Satisfaction Survey regarding Teaching – Learning and Evaluation, which will help to upgrade the quality in higher education. The purpose of feedback in the assessment and learning process is to improve a student's performance - not put a damper on it. It is essential that the process of providing feedback is a positive, or at least a neutral, learning experience for the student.

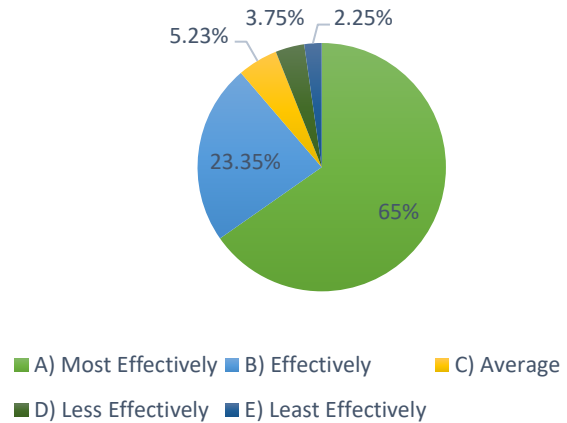
The results for the same is given below:

Questions	Results
<p>1. How much of the syllabus was covered in the class?</p>	 <p> ■ A) 85-100% ■ B) 70-84% ■ C) 55-69% ■ D) 30-54% ■ E) Below 30% </p>
<p>2. How competently did the teachers prepare for the classes?</p>	 <p> ■ A) Always ■ B) Usually ■ C) Sometime ■ D) Rarely ■ E) Never </p>

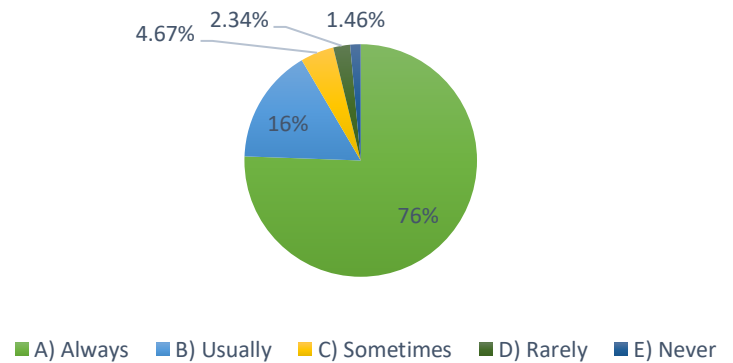
3. The teachers illustrate the concepts through examples and applications.



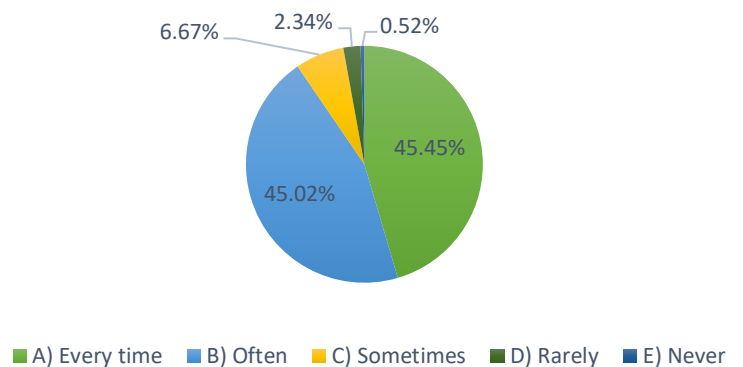
4. How were the teachers able to communicate with ICT tools such as PPT, LCD Projector, Multimedia etc. effectively?



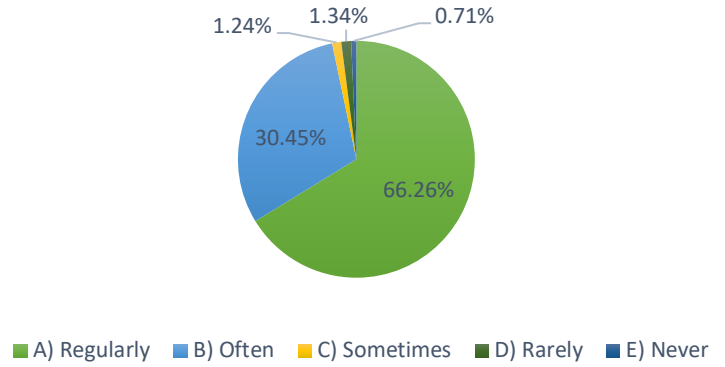
5. Was the college provided you adequate sports facilities?



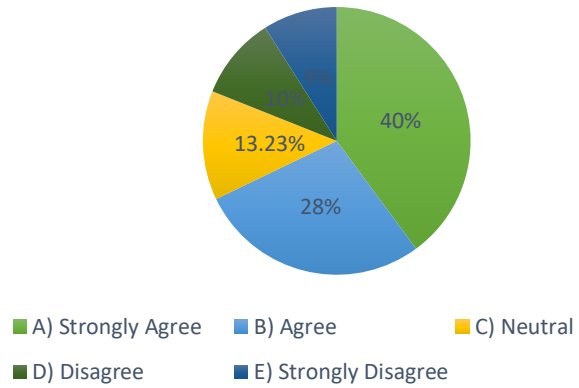
6. The institute takes active interest in promoting internship, student exchange, field visits, study tours, training programs etc. and provide other opportunities for students' welfare.



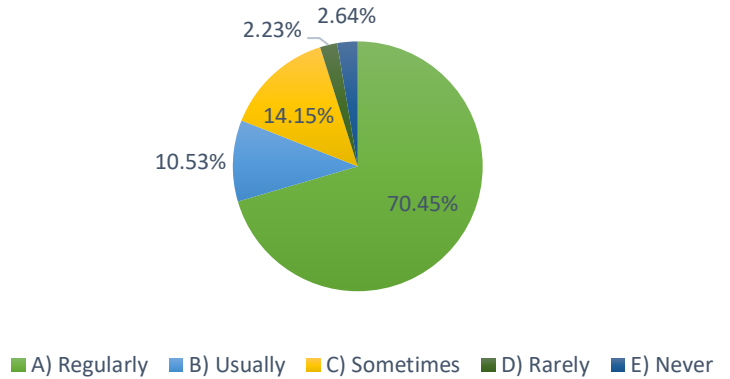
7. The institution provides multiple opportunities such as Debate Competition, Seminar, Guest lectures, NSS, NCC etc. to learn and grow.



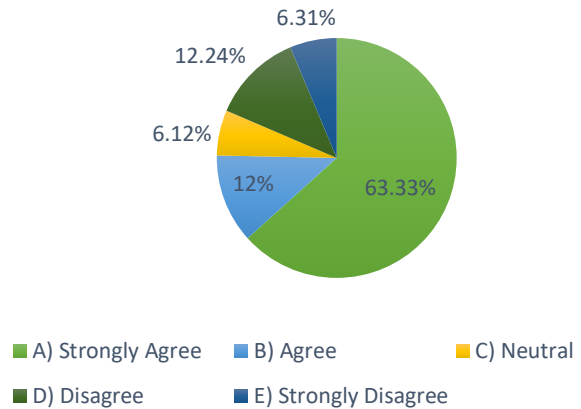
8. The Physical Infrastructure of the institute has well-furnished support facilities such as a laboratory, library, sports complex, computers, classrooms etc.



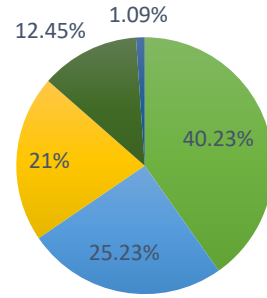
9. Guidance for competitive examinations and career counselling offered by the institution for the benefit of students.



10. Internal Assessment procedure fairness properly maintained by the teachers.

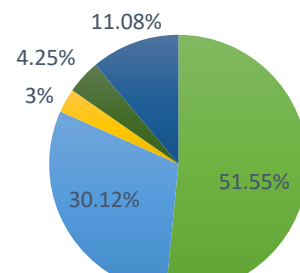


11. Your mentor does a necessary follow-up with an assigned task to you.



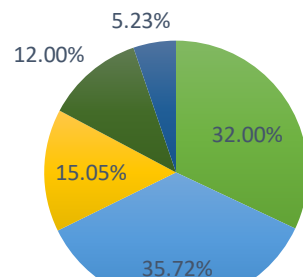
■ A) Every time ■ B) Usually ■ C) Occasionally
■ D) Rarely ■ E) I don't have a mentor

12. Teachers encourage you to participate in extracurricular activities organized by your institution as well as other institutions.



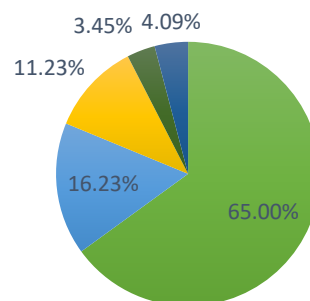
■ A) Strongly Agree ■ B) Agree ■ C) Neutral
■ D) Disagree ■ E) Strongly Disagree

13. Welfare schemes for students like student welfare fund, scholarships, fellowships, etc. are available.



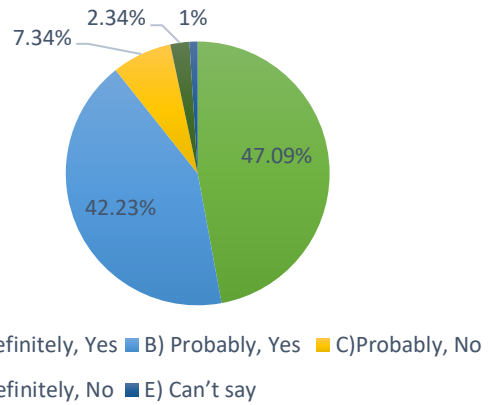
■ A) To a great extent ■ B) Moderate ■ C) Some What
■ D) Very little ■ E) Not at all

14. How satisfied are you with the teaching staff and their method?

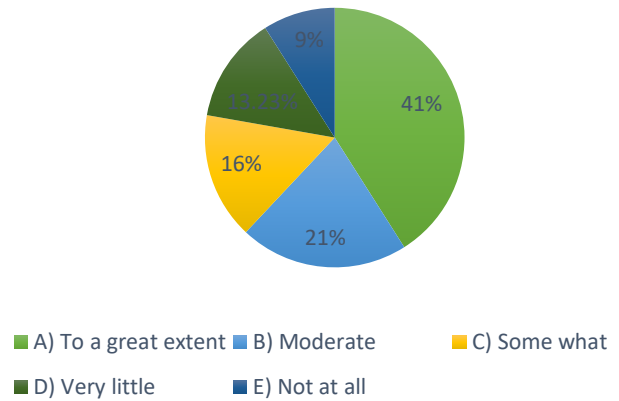


■ A) Extremely Satisfied ■ B) Very Satisfied
■ C) Satisfied ■ D) Very dissatisfied
■ E) Extremely dissatisfied

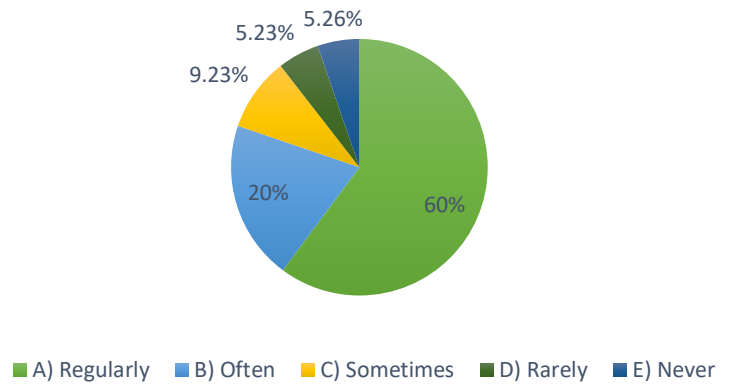
15. Will you be looking forward to pursuing another course at this college?



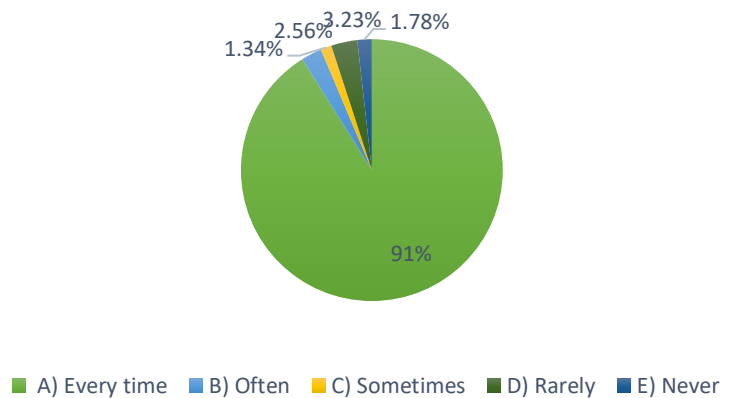
16. The institute provides value-added courses imparting skill development.



17. How often have you received assessment feedback on time?



18. How often does feedback help you to improve your work?



<p>19. How easy was it to contact teaching staff when you needed to?</p>	<table border="1"> <thead> <tr> <th>Response</th> <th>Percentage</th> </tr> </thead> <tbody> <tr> <td>A) Every time</td> <td>66%</td> </tr> <tr> <td>B) Often</td> <td>11.57%</td> </tr> <tr> <td>C) Sometimes</td> <td>19.78%</td> </tr> <tr> <td>D) Rarely</td> <td>0.56%</td> </tr> <tr> <td>E) Never</td> <td>1.89%</td> </tr> </tbody> </table>	Response	Percentage	A) Every time	66%	B) Often	11.57%	C) Sometimes	19.78%	D) Rarely	0.56%	E) Never	1.89%
Response	Percentage												
A) Every time	66%												
B) Often	11.57%												
C) Sometimes	19.78%												
D) Rarely	0.56%												
E) Never	1.89%												
<p>20. How easy is it to access subject-specific resources (e.g., equipment, facilities, software) when you need them?</p>	<table border="1"> <thead> <tr> <th>Response</th> <th>Percentage</th> </tr> </thead> <tbody> <tr> <td>A) Every time</td> <td>78%</td> </tr> <tr> <td>B) Often</td> <td>11%</td> </tr> <tr> <td>C) Sometimes</td> <td>5.25%</td> </tr> <tr> <td>D) Rarely</td> <td>5.26%</td> </tr> <tr> <td>E) Never</td> <td>0%</td> </tr> </tbody> </table>	Response	Percentage	A) Every time	78%	B) Often	11%	C) Sometimes	5.25%	D) Rarely	5.26%	E) Never	0%
Response	Percentage												
A) Every time	78%												
B) Often	11%												
C) Sometimes	5.25%												
D) Rarely	5.26%												
E) Never	0%												

The above table shows the analysis of the survey result. It can be concluded that:

- An average of 75% of the students are satisfied with the college policies, teaching-learning process, and other activities.
- Mentors are provided essential guidance to their group regularly.
- Students are directly contacted to their teachers for any kind of inquiry.
- Physical infrastructures are continuously developed in the college.
- CO-curricular activities organized by the college on a regular basis.
- 70% of students supported the remarkable overall qualities of the teaching-learning process of the college.
- A healthy environment of college facilitated students and teachers also.
- Toilet/Washroom are hygienic and maintained properly.
- Departmental Timetable also followed by the teachers for students beneficial.
- E-library facilities are also provided by the college on the demand of the students.
- Most of the students can use ICT tools during their learning process.
- Students' progress is directly followed by the higher authorities.
- Most of the students are satisfied with their fair evaluation procedure.
- An enriched library is easily accessible by all the students and faculties.

Dr. Manju Goyal
Principal (Officiating)
S.D.P.G. College
Ghaziabad

